

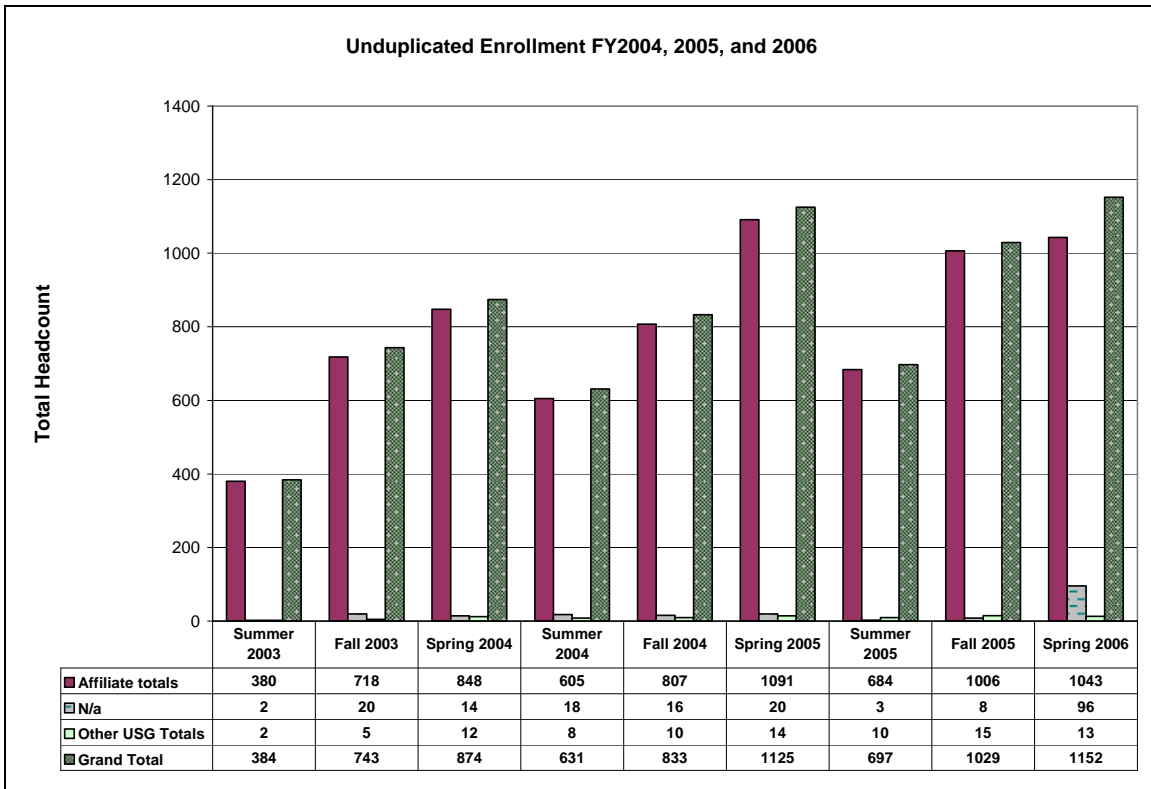
## eCore® enrollment and demographic trends FY04, FY05, and FY06

### Methodology

The following data reflects unduplicated headcounts for students taking eCore® courses during each semester in FY04, FY05, and FY06. Only data on those students who were enrolled in eCore® courses after the drop/add date were reported. In instances where a student was enrolled in more than one institution (i.e. transient students), the student's record was only considered once to maintain accurate headcount data.

### Enrollment Trends

- During FY04 and FY05, students from 19 of 35 USG institutions were enrolled as eCore® students, 6 of the 19 institutions were affiliates. In FY05 and FY06, students from 26 of 35 USG institutions were enrolled, 6 of 26 institutions were affiliates.
- Comparing **fall** semesters' growth, the percent of unduplicated headcount increased 12 percent from fall 2003-04 and grew 24 percent from fall 2004-05.
- Comparing **summer** semesters' growth, the percent of unduplicated headcount increased 64 percent from 2003-04 and grew 10 percent from summer 2004-05.
- Comparing **spring** semesters' growth, the percent of unduplicated headcount increased 29 percent from spring 2004-05 and grew a modest 2 percent from spring 2005-06.
- Students from affiliate institutions comprise, on average, 96 percent of total enrollment.

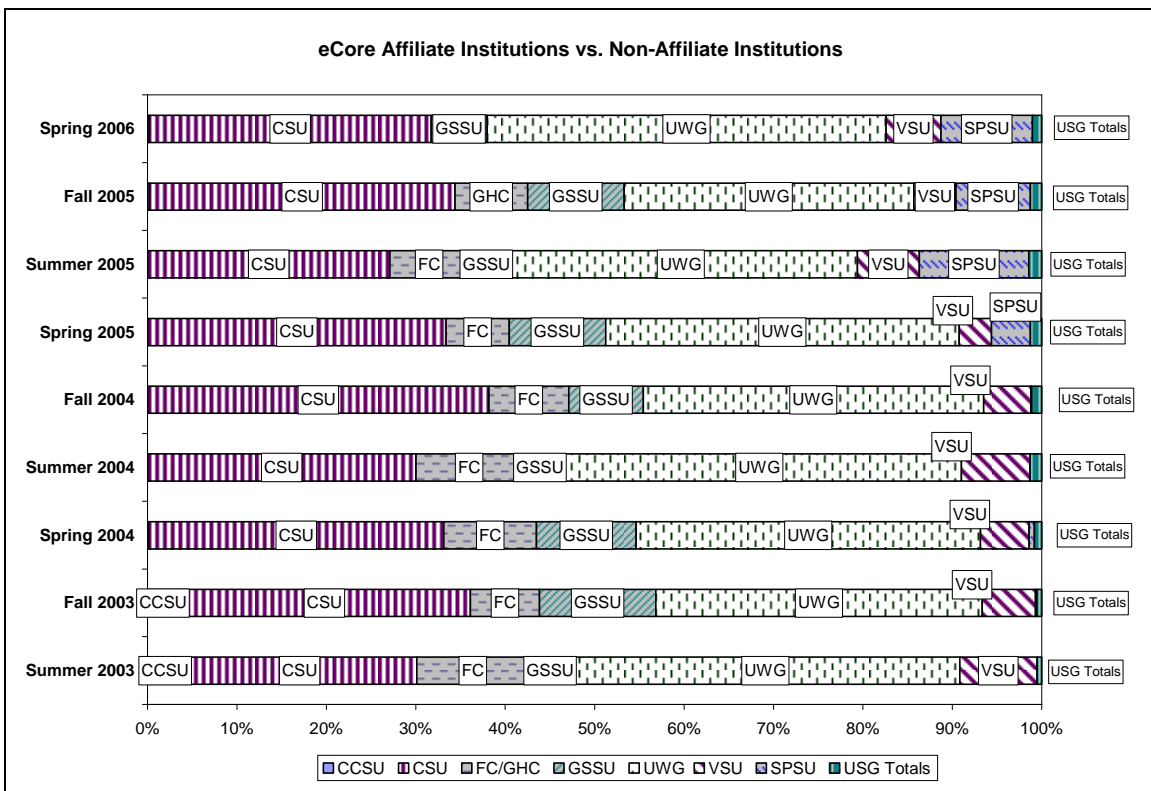


\*After Spring 2004, Clayton State University no longer was an affiliate.

\*Beginning Spring 2005, Southern Polytechnic State University became an affiliate.

## Affiliate Enrollment versus USG Institutions

- University of West Georgia (38.3 percent) and Columbus State University (31.5 percent) comprise the top two affiliate institutions with the greatest overall enrollment for nine semesters.
- Georgia Southwestern State University (8.3 percent) and Georgia Highlands College (7.5 percent) enroll the third and fourth largest eCore® student populations over time.
- Valdosta State University, Southern Polytechnic State University, and Clayton State University round out the bottom three affiliate institutions with overall enrollments of 5.5, 4.5, and .6 percent respectively.
- Over nine semesters, less than 2 percent enrollment was attributed to students at other USG institutions.



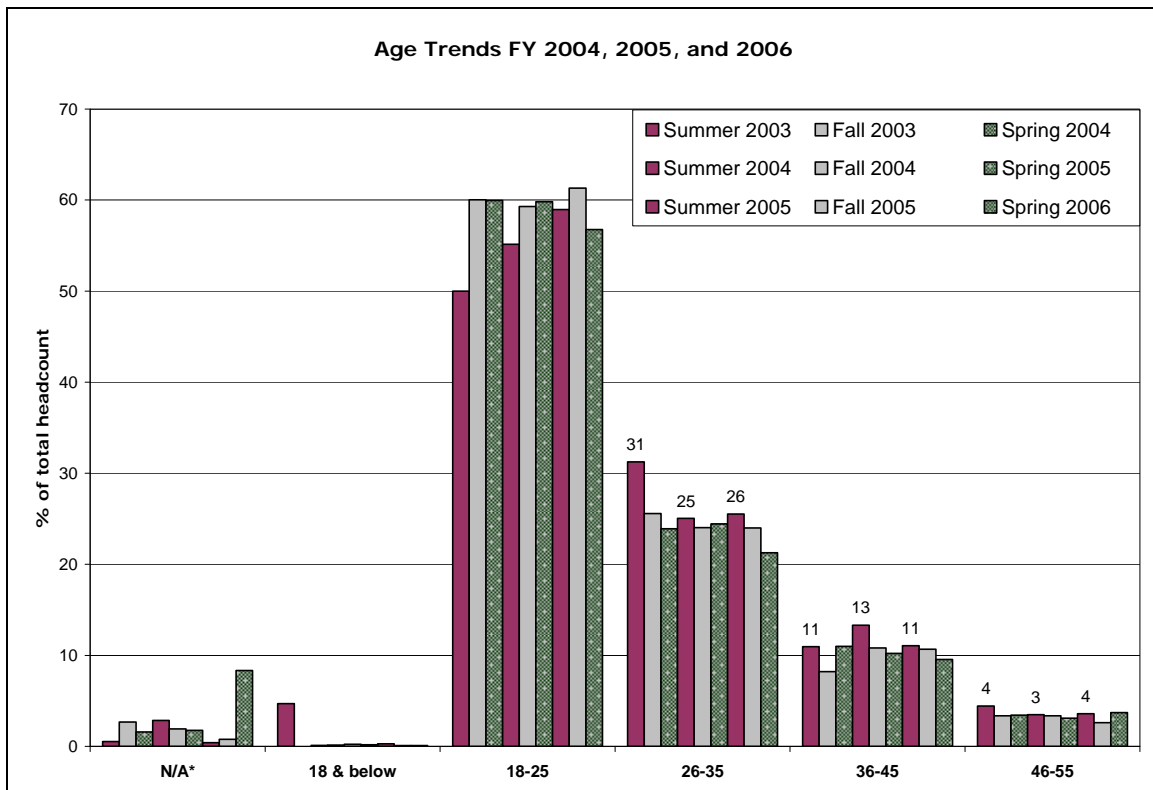
\*After Spring 2004, Clayton State University no longer was an affiliate.

\*Beginning Spring 2005, Southern Polytechnic State University became an affiliate.

\*Beginning Fall 2005, Floyd College became Georgia Highlands College.

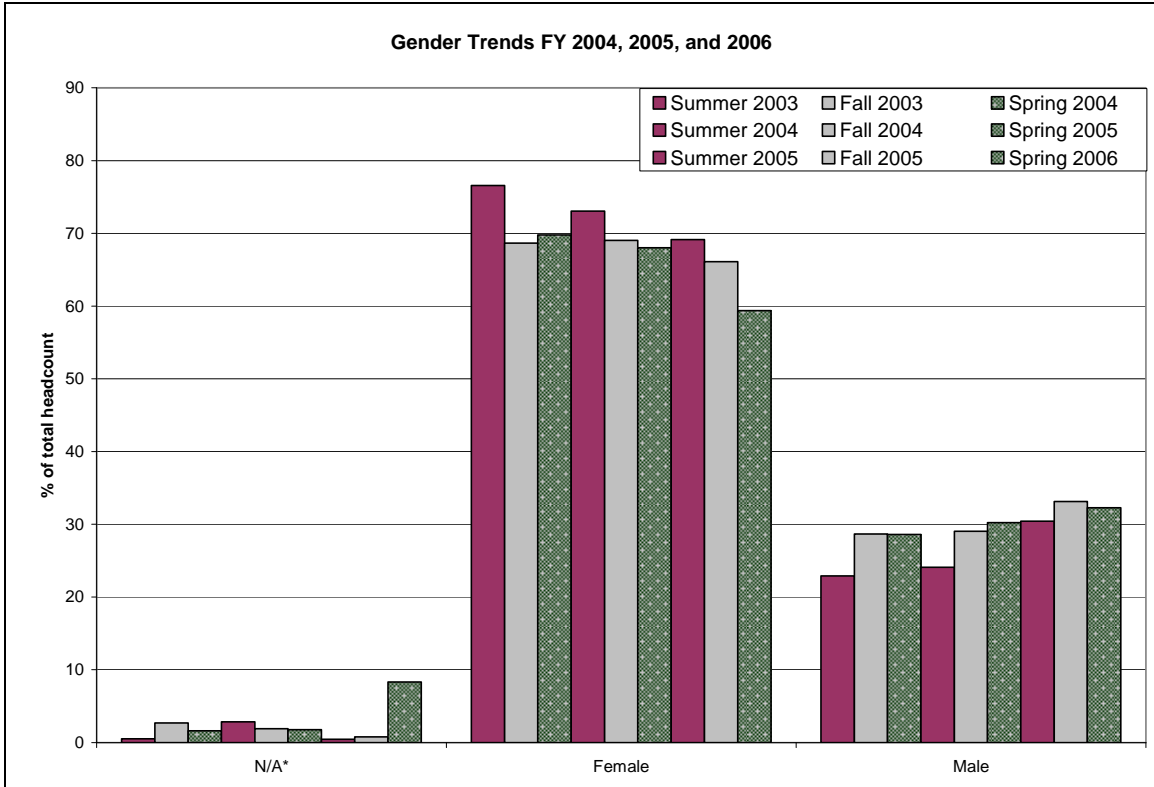
## Age Trends

- Over the past nine semesters over half of the eCore® students enrolled were 18-25 years old, approximately a quarter were 26-35 years old, and a tenth were 36-45 years old.
- Summer terms still carry the highest percentage of non-traditional student populations. In 2003 both 26-35 year-olds and 46-55 year-old student populations peak with over 30 percent (for ages 26-35) and 4 percent (for ages 36-45) of the summer's total enrollment. In 2004, 36-45-year-old population comprised 13 percent of the summer's enrollment. In 2005, 36-45-year-old population comprised 13 percent of the summer's enrollment.



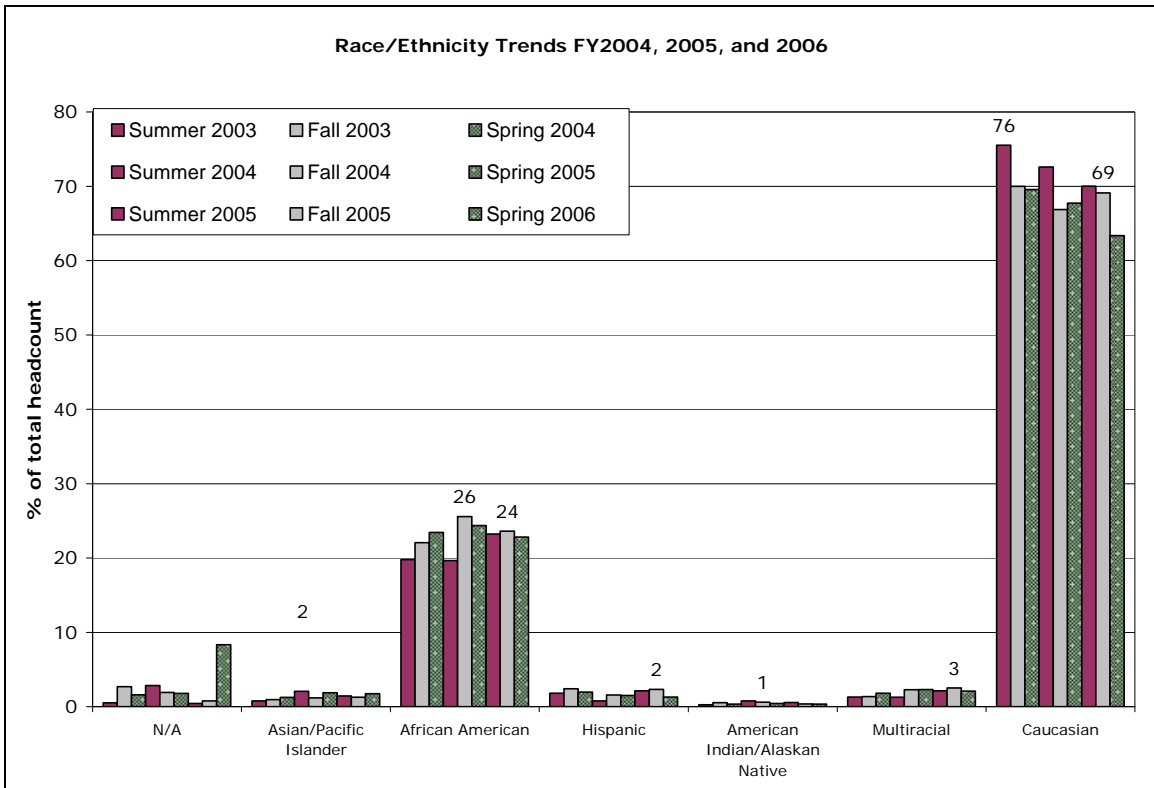
## Gender Trends

- Females still comprise the majority of the eCore® student population with more than 60 percent enrollment for eight consecutive semesters.
- The upswing in the male population may be attributed to the addition of Southern Polytechnic State University in Spring 2005.



## Race/Ethnicity Trends

- Over time, the majority of students (over 60 percent) are Caucasian.
- Trends reveal while the overall percentage of total Caucasian students enrolled is declining; the percentage of African American and Multiracial students is increasing.
- Fall 2004 and Fall 2005 have the highest percentage of African American students enrolled over nine consecutive semesters with 26 percent enrolled in 2004 and 24 percent enrolled in 2005.



## Appendices

### Appendix A: Enrollment by Home Institution by Semester

<i>Enrollment by Home Institution by Semester</i>										
	Su 2003	Fa 2003	Sp 2004	Su 2004	Fa 2004	Sp 2005	Su 2005	Fa 2005	Sp 2006	Grand Totals
CCSU*	15	25	1	0	0	0	0	2	2	45
CSU	100	236	284	184	312	369	188	349	333	2355
FC/ GHC*	48	56	89	73	73	78	61	83	0	561
GSSU	18	94	96	24	68	119	28	110	66	623
UWG	166	264	331	277	311	437	274	331	471	2862
VSU	33	42	47	47	43	40	48	48	65	413
SPSU*	0	1	5	0	1	48	85	85	108	333
<b>Total Affiliate</b>	<b>380</b>	<b>718</b>	<b>853</b>	<b>605</b>	<b>808</b>	<b>1091</b>	<b>684</b>	<b>1008</b>	<b>1045</b>	<b>7192</b>
<b>Total Other USG</b>	<b>2</b>	<b>5</b>	<b>7</b>	<b>8</b>	<b>9</b>	<b>14</b>	<b>10</b>	<b>13</b>	<b>11</b>	<b>79</b>
<b>N/a*</b>	<b>2</b>	<b>20</b>	<b>14</b>	<b>18</b>	<b>16</b>	<b>20</b>	<b>3</b>	<b>8</b>	<b>96</b>	<b>197</b>
<b>Grand Total</b>	<b>384</b>	<b>743</b>	<b>874</b>	<b>631</b>	<b>833</b>	<b>1125</b>	<b>697</b>	<b>1029</b>	<b>1152</b>	<b>7468</b>

\*eCore® student students not found in SIRS data. May have withdrawn prior to SIRS census date.  
 Shaded regions denote affiliate institutions  
 \*After Spring 2004, Clayton State University no longer was an affiliate.  
 \*Beginning Spring 2005, Southern Polytechnic State University became an affiliate.  
 \*Beginning Fall 2005, Floyd College became Georgia Highlands College.

### Appendix B: Compiled Age Data Summer 2003-Spring 2006

Age Range	Su 2003	Fa 2003	Sp 2004	Su 2004	Fa 2004	Sp 2005	Su 2005	Fa 2005	Sp 2006
<b>N/A*</b>	2	20	14	18	16	20	3	8	96
<b>18 &amp; below</b>	18	0	1	1	2	2	2	1	1
<b>18-25</b>	192	446	524	348	494	673	411	631	654
<b>26-35</b>	120	190	209	158	200	275	178	247	245
<b>36-45</b>	42	61	96	84	90	115	77	110	110
<b>46-55</b>	17	25	30	22	28	35	25	27	43
<b>56-65</b>	1	1	0	0	3	5	1	5	3
<b>65 +</b>	0	0	0	0	0	0	0	0	0
<b>Totals</b>	<b>384</b>	<b>743</b>	<b>874</b>	<b>631</b>	<b>833</b>	<b>1125</b>	<b>697</b>	<b>1029</b>	<b>1152</b>
Courses available	16	21	22	37	43	47	40	55	56

**Appendix C: Compiled Gender Data: Summer 2003-Spring 2006**

	Su 2003	Fa 2003	Sp 2004	Su 2004	Fa 2004	Sp 2005	Su 2005	Fa 2005	Sp 2006
<b>N/A*</b>	2	20	14	18	16	20	3	8	96
<b>Female</b>	294	510	610	461	575	765	482	680	684
<b>Male</b>	88	213	250	152	242	340	212	341	372
<b>Grand total</b>	<b>384</b>	<b>743</b>	<b>874</b>	<b>631</b>	<b>833</b>	<b>1125</b>	<b>697</b>	<b>1029</b>	<b>1152</b>

**Appendix D: Compiled Race/Ethnicity Data: Summer 2003-Spring 2006**

	Su 2003	Fa 2003	Sp 2004	Su 2004	Fa 2004	Sp 2005	Su 2005	Fa 2005	Sp 2006
<b>N/A</b>	2	20	14	18	16	20	3	8	96
<b>Asian/ Pacific Islander</b>	3	7	11	13	10	21	10	13	20
<b>African American</b>	76	164	205	124	213	274	162	243	263
<b>Hispanic</b>	7	18	17	5	13	17	15	24	15
<b>American Indian/ Alaskan Native</b>	1	4	3	5	5	5	4	4	4
<b>Multiracial</b>	5	10	16	8	19	26	15	26	24
<b>Caucasian</b>	290	520	608	458	557	762	488	711	730
<b>Total headcount</b>	<b>384</b>	<b>743</b>	<b>874</b>	<b>631</b>	<b>833</b>	<b>1125</b>	<b>697</b>	<b>1029</b>	<b>1152</b>

**Appendix E: Compiled Enrollment: Summer 2003-Spring 2006**

*Shaded regions denote affiliate institutions.*

<i>Enrollment by Home Institution by Semester</i>									
	Su 2003	Fa 2003	Sp 2004	Su 2004	Fa 2004	Sp 2005	Su 2005	Fa 2005	Sp 2006
<b>CCSU*</b>	15	25	1	0	0	0	0	2	2
<b>CSU</b>	100	236	284	184	312	369	188	349	333
<b>FC/ GHC*</b>	48	56	89	73	73	78	61	83	0
<b>GSSU</b>	18	94	96	24	68	119	28	110	66
<b>UWG</b>	166	264	331	277	311	437	274	331	471
<b>VSU</b>	33	43	47	47	43	40	48	48	65
<b>SPSU*</b>	0	1	5	0	1	48	85	85	108
<b>AASU</b>	0	0	0	0	0	1	0	1	0
<b>ABAC</b>	0	1	0	1	1	1	1	2	2
<b>ALSU</b>	0	0	0	0	0	0	0	0	0
<b>AUSU</b>	0	1	2	0	0	0	0	0	0
<b>BC</b>	0	0	0	0	0	0	0	0	0

<b>CGCC</b>	0	0	0	0	1	0	0	0	0
<b>DC</b>	1	0	1	2	1	3	0	2	0
<b>DSC</b>	1	2	2	2	0	0	0	0	0
<b>EGC</b>	0	0	0	0	2	2	1	1	1
<b>FVSU</b>	0	0	0	0	0	0	0	0	1
<b>GCSU</b>	0	0	0	0	0	0	1	0	0
<b>GOC</b>	0	0	0	0	1	2	0	0	0
<b>GPC</b>	0	0	1	0	1	0	1	0	1
<b>GSOU</b>	0	0	0	0	0	0	2	3	1
<b>GSU</b>	0	0	0	0	0	2	0	0	1
<b>GVC</b>	0	0	0	0	0	0	1	0	0
<b>KSU</b>	0	0	1	3	1	0	1	1	3
<b>MCG</b>	0	0	0	0	0	0	0	0	0
<b>MGC</b>	0	0	0	0	0	1	0	0	0
<b>MSC</b>	0	0	0	0	1	0	0	0	0
<b>NGCSU</b>	0	0	0	0	0	1	1	0	1
<b>SGC</b>	0	0	0	0	0	0	0	0	0
<b>SSU</b>	0	0	0	0	0	0	0	0	0
<b>UGA</b>	0	0	0	0	0	1	1	3	0
<b>WC</b>	0	0	0	0	0	0	0	0	0
<b>FVSU</b>	0	0	0	0	0	0	0	0	1
<b>N/a*</b>	2	20	14	18	16	20	3	8	96
<b>Grand Total</b>	<b>384</b>	<b>743</b>	<b>874</b>	<b>631</b>	<b>833</b>	<b>1125</b>	<b>697</b>	<b>1029</b>	<b>1152</b>

\*eCore® student students not found in SIRS data. May have withdrawn prior to SIRS census date.

\*After Spring 2004, Clayton State University no longer was an affiliate.

\*Beginning Spring 2005, Southern Polytechnic State University became an affiliate.

\*Beginning Fall 2005, Floyd College became Georgia Highlands College.